

How to Order your Pro-Grip Max® TIG Torch



Ordering Information

Due to the extensive range of options please choose from the following when ordering your Parweld Pro-Grip® TIG Torch;

1. Select the model of torch head
2. Select the length of cable required
3. Select the switch required
4. Select the correct cable termination required
5. Add a Cable Plug if required

Example:- PRO18FX-25S1BW2

PRO18FX Pro-Grip® Torch x 25ft with momentary switch, 3/8 BSP fittings and 5 pin Amphenol Plug.

4. Cable Plug

Stock Code	Description
0	2 Pin Amphenol Plug
1	4 Pin Amphenol Plug
2	5 Pin Amphenol Plug
3	6 Pin Amphenol Plug
4	14 Pin Amphenol Plug
5	6 Pin Harting Plug
6	8 Pin Thermal Plug
7	3 Pin Tuchel Plug
8	9 Pin Tuchel Plug
9	5 Pin Tuchel Plug
10	12 Pin Bundy Plug
11	7 Pin Migatronic Plug
12	2 Pin XTI-180 Inverter Plug
14	5 Pin XTI-200 Inverter Plug
16	5 Pin Amphenol Plug Lincoln
17	7 Pin Tuchel Plug
18	14 Pin Parweld XTI 201, 303 Plug
19	5 Pin Parweld XTI181 Plug
20	3 Pin Parweld XTI601MP Plug
21	2 Pin ESAB® Push In Plug
23	3 Pin Plug – GYS® and Newarc®
24	5 Pin Plug – GYS® Remote Current
25	7 Pin Kemppi® Plug
26	14 Pin ESAB® Plug
27	6 Pin Miller® Plug
28	7 Pin Parweld Plug
29	7 Pin Inverter Fusion Plug
31	3 Pin XLR Plug Newarc® and TecArc® Plug
32	7 Pin Plug JIS-C
33	4mm Pin Plug

1. Torch Head

Stock Code	Description
PRO9	Torch Head Air Cooled 125A DC
PRO9FXL	Torch Head Flexible Air Cooled 125A DC
PRO17	Torch Head Air Cooled 150A DC
PRO17FX	Torch Head Flexible Air Cooled 150A DC
PRO18	Torch Head Water Cooled 350A DC
PRO18FX	Torch Head Flexible Water Cooled 350A DC
PRO18SC	Torch Head Water Cooled 400A DC
PRO20	Torch Head Water Cooled 250A DC
PRO20FXL	Torch Head Flexible Water Cooled 250A DC
PRO26	Torch Head Air Cooled 200A DC
PRO26FX	Torch Head Flexible Air Cooled 200A DC

2. Cable Length

Stock Code	Description
12	12.5ft Cables (4m) c/w Leather Cover, Neoprene Sheath
25	25ft Cables (8m) c/w Leather Cover, Neoprene Sheath

3. Switch Option

Stock Code	Description
S1	Momentary Switch
S1L	Momentary Switch & Lever
S2	2 Button Momentary
S3	3 Button Momentary
S4	4 Button Rocker Momentary
S4L	4 Button Momentary Rocker Lorch®
1K	1 Button Momentary +1K Potentiometer
2K	1 Button Momentary +5K Potentiometer
3K	1 Button Momentary +10K Potentiometer
4K	1 Button Momentary +25K Potentiometer
1KL	1 Button Latching +1K Potentiometer
2KL	1 Button Latching +5K Potentiometer
3KL	1 Button Latching +10K Potentiometer
4KL	1 Button Latching +25K Potentiometer
N	Blank

NEW Composite TGC TIG Cable Terminations



- Moulded housing ensures tidy cables
- Tapered TPE hose supports
- Cable set strain relief
- Multiple configurations to suit most power sources

Note: All Registered Trademarks listed are the property of their respective manufacturer. Reference to the original manufacturer is for reference only.

5 Air Cooled Cable Terminations

Description	Standard End		TGC	
	Stock Code	Drawing	Stock Code	TGC Drawing
Single 3/8" BSP Connection	BG		TGC-BG	
Central Connector	EG		TGC-EG	
WTG Connector	WG		TGC-WG	
L-TEC® Euro Connection	LG		TGC-LG	
Large Dinse on Power 3/8" BSP on Gas	BD		TGC-BD	
Small Dinse on Power 3/8" BSP on Gas	BSD		TGC-BSD	
Large Dinse on Power M10 on Gas	BDM10		TGC-BDM10	
Large Dinse on Power M12 on Gas	BDM12		TGC-BDM12	
Migatronic® Connections	MG		TGC-MG	
Lincoln® Invertec Connections (Large Dinse)	LNG		TGC-LNG	
Lincoln® Invertec Connections (Small Dinse)	LNGS		TGC-LNGS	
EWM® Connections (Large Dinse)	EMG		TGC-EMG	

Note: All Registered Trademarks listed are the property of their respective manufacturer. Reference to the original manufacturer is for reference only.



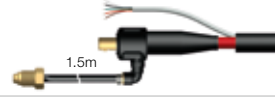



UK & Ireland Sales **01299 269 500** | Export Sales **+44 1299 269 507** www.parweld.com

5 Air Cooled Cable Terminations













Description	Standard End		TGC	
	Stock Code	Drawing	Stock Code	TGC Drawing
EWM® Connections (Small Dinse)	E2G		TGC-E2G	
Kemppi® Connection	KG		TGC-KG	
Dinse through Gas Connector 35-50mm	TG		TGC-TG	
SAF® through Gas Connector 35-50mm	SG		TGC-SG	
Fronius® Connection	FRG		TGC-FRG	
ESAB® OKC Connections (Large Dinse)	ESG		TGC-ESG	
ESAB® OKC Connections (Small Dinse)	EXG		TGC-EXG	
Multiprocess Euro Connection	MPG		TGC-MPG	
Lorch® Connections	LRG		TGC-LRG	
Large Dinse on Power 9mm QF on Gas	DQF		TGC-BQ	
5/8"UNF RH Gas/Power	UN		TGC-UN	

PRO-GRIP®

5 Air Cooled Cable Terminations

Description	Standard End		TGC	
	Stock Code	Drawing	Stock Code	TGC Drawing
Large Dinse on Power, 5/8" UNF RH Male on Gas	UD		TGC-UD	
Large Dinse on Power 1.5m and Gas Hose, 5/8" UNF RH Male	UDL		TGC-UDL	
3/8" UNF RH male	A		---	
Lug on power, 5/8" UNF RH male on gas	US		---	

5 Water Cooled Cable Terminations

Description	Standard End		TGC	
	Stock Code	Drawing	Stock Code	TGC Drawing
3/8" BSP On Water, Gas, Power	BW		TGC-BW	
Central Connector	EW		TGC-EW	
Large Dinse on Power QF on Water In/Out, 3/8BSP on Gas	DQ		TGC-DQ	
Large Dinse on Power QF on Water In/Out, M12 on Gas	DQM12		TGC-DQM12	
WTW Connector	WW		TGC-WW	
L-TEC® Euro	LW		TGC-LW	






PRO-GRIP®

5 Water Cooled Cable Terminations

Description	Standard End		TGC	
	Stock Code	Drawing	Stock Code	TGC Drawing
Migatronic® Connections	MW		TGC-MW	
Lincoln® Invertec Connections (Large Dinse)	LNW		TGC-LNW	
EWM® Connections	EMW		TGC-EMW	
Large Dinse 1/4 Gas, 3/8 on Water In/Out	EBW		TGC-EBW	
Dinse through Gas Connector, QF on Water In/Out	N/A	N/A	TGC-TW	
ESAB® OKC Connections	ESW		TGC-ESW	
Lorch® Connections	LRW		TGC-LRW	
Kemppi® Connection	N/A	N/A	TGC-KW	
Large Dinse on Power 9mm QF on Water In/Out QF on Gas	DQQ		TGC-DQQ	
Large Dinse on Power, 5/8" UNF LH on Water In/Out, 5/8" UNF RH Male on Gas	UE		TGC-UE	
7/8" UNF LH Male on Power, 5/8" UNF RH Male on Gas, 5/8" UNF LH Male on Water	UW		TGC-UW	

PRO-GRIP®

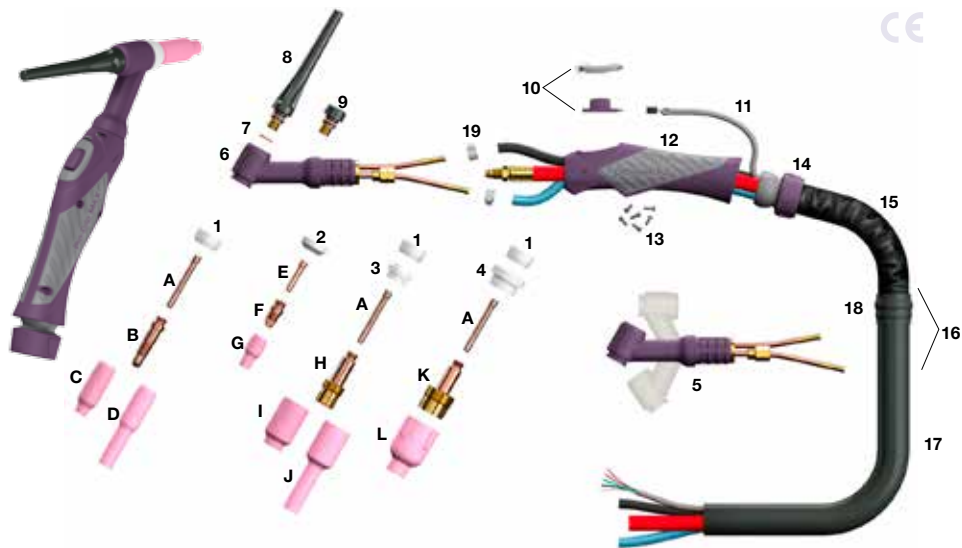
5 Water Cooled Cable Terminations

Description	Standard End		TGC	
	Stock Code	Drawing	Stock Code	TGC Drawing
5/8UNF RH Gas/power, QF Water In/Out	N/A	N/A	TGC-UNW	
Large Dinse on power , 5/8UNF RH Gas, QF Water In/Out	UDW		TGC-UE	
3/8" Power and Water, 1/4"BSP on Gas	KOW		TGC-KW3	

PRO18

Water Cooled Pro-Grip Max® TIG Welding Torch

350A DC, 260A AC @ 100% Duty Cycle, EN60974-7 .020"-5/32" / 0.5mm to 4.0mm Electrodes




TO ORDER A PRO-GRIP MAX® TIG TORCH PACKAGE PLEASE USE THE 5 STAGE PROCESS OUTLINED ON PAGE 138.

Example:- PRO18FX-12S1BW. PRO18FX Pro-Grip® Torch x 12.5ft with momentary switch, 3/8 BSP fittings and 2 pin Amphenol Plug.


PRO18 and PRO18FX

Rating: 350A DC, 260A AC .020" to 5/32" (0.5mm-4.0mm) electrode.
Parts interchangeable with PRO17, PRO17FX, PRO26 and PRO26FX models.

PRO18



PRO18FX



Technical Specification

Weight (Head Only)	7oz	200g
Torch Head Length – PRO18	2½"	64mm
Torch Head Length – PRO18FX	2½"	64mm
Head Thread Size – PRO18/18FX	3/8"-32 UNEF	

Standard Collet

Stock Code	Description
A 10N21	Collet .020"/0.5mm Bore
10N22	Collet .040"/1.0mm Bore
10N23	Collet 1/16"/1.6mm Bore
10N24	Collet 3/32"/2.4mm Bore
10N25	Collet 1/8"/3.2mm Bore
54N20	Collet 5/32"/4.0mm Bore

Standard Collet Body

Stock Code	Description
B 10N29	Collet Body .020"/0.5mm Bore
10N30	Collet Body .040"/1.0mm Bore
10N31	Collet Body 1/16"/1.6mm Bore
10N31M	Collet Body 5/64"/2.0mm Bore
10N32	Collet Body 3/32"/2.4mm Bore
10N28	Collet Body 1/8" /3.2mm Bore
406488	Collet Body 5/32"/4.0mm Bore

Standard Ceramic Cup

Stock Code	Description
C 10N50	Ceramic Cup 1/4"/6mm Bore
10N49	Ceramic Cup 5/16"/8mm Bore
10N48	Ceramic Cup 3/8"/10mm Bore
10N47	Ceramic Cup 7/16"/11mm Bore
10N46	Ceramic Cup 1/2"/13mm Bore
10N45	Ceramic Cup 5/8"/16mm Bore
10N44	Ceramic Cup 3/4"/19mm Bore

Long Ceramic Cup

Stock Code	Description
D 10N49L	Long Ceramic Cup 5/16"/8mm Bore
10N48L	Long Ceramic Cup 3/8"/10mm Bore
10N47L	Long Ceramic Cup 7/16"/11mm Bore

Stubby Collet

Stock Code	Description
E 10N21S	Stubby Collet .020"/0.5mm Bore
10N22S	Stubby Collet .040"/1.0mm Bore
10N23S	Stubby Collet 1/16"/1.6mm Bore
10N24S	Stubby Collet 3/32"/2.4mm Bore
10N25S	Stubby Collet 1/8"/3.2mm Bore

Stubby Collet Body

Stock Code	Description
F 17CB20	Stubby Collet Body .020"-1/8"/0.5-3.2mm Bore

Stubby Ceramic Cup

Stock Code	Description
G 13N08	Ceramic Cup 1/4"/6mm Bore
13N09	Ceramic Cup 5/16"/8mm Bore
13N10	Ceramic Cup 3/8"/10mm Bore
13N11	Ceramic Cup 7/16"/11mm Bore
13N12	Ceramic Cup 1/2"/13mm Bore
13N13	Ceramic Cup 5/8"/16mm Bore

Standard Gas Lens Body

Stock Code	Description
H 45V24	Gas Lens Body .040"/1.0mm Bore
45V25	Gas Lens Body 1/16"/1.6mm Bore
45V26	Gas Lens Body 3/32"/2.4mm Bore
45V27	Gas Lens Body 1/8"/3.2mm Bore
45V28	Gas Lens Body 5/32"/4.0mm Bore

Standard Gas Lens Cup

Stock Code	Description
I 54N17	Gas Lens Cup 5/16"/8mm Bore
54N16	Gas Lens Cup 3/8"/10mm Bore
54N15	Gas Lens Cup 7/16"/11mm Bore
54N14	Gas Lens Cup 1/2"/13mm Bore
54N19	Gas Lens Cup 1 1/16"/18mm Bore

Long Gas Lens Cup

Stock Code	Description
J 54N17L	Long Gas Lens Cup 5/16"/8mm Bore
54N16L	Long Gas Lens Cup 3/8"/10mm Bore
54N15L	Long Gas Lens Cup 7/16"/11mm Bore

Large Diameter Gas Lens Body

Stock Code	Description
K 45V116	Large Diameter Gas Lens Body 1/16"/1.6mm Bore
45V64	Large Diameter Gas Lens Body 3/32"/2.4mm Bore
995795	Large Diameter Gas Lens Body 1/8"/3.2mm Bore

Large Diameter Gas Lens Cup

Stock Code	Description
L 57N75	Large Diameter Gas Lens Cup 3/8"/10mm Bore
57N74	Large Diameter Gas Lens Cup 1/2"/13mm Bore
53N87	Large Diameter Gas Lens Cup 3/4"/19mm Bore

Components

Stock Code	Description
1 18CG	Cup Gasket
2 18CG20	Cup Gasket (For Stubby Collet Body)
3 54N01	Gas Lens Insulator (Use with 18CG)
4 54N63	Insulator Large Diameter Gas Lens (Use with 18CG)
5 PRO18FX	Torch Head Flexible
6 PRO18	Torch Head including Cup Gasket
7 98W18	Back Cap 'O' Ring
8 PRO57Y02	Pro-Grip® Back Cap Long
9 PRO57Y04	Pro-Grip® Back Cap Short
10 PRO1MS	Momentary Switch Kit (Fitted as standard)
11 PROSWL4	Switch Lead x 4m (12.5ft)
PROSWL8	Switch Lead x 8m (25ft)
12 PROH200	Pro-Grip® TIG Handle Large
13 PROSP	Screw Pack
14 PROKJ200	Knuckle Joint c/w Lock Nut
15 PROLC200-08	Leather Cover x .8m (2.6ft)
16 PROCO200-40	Complete Cover Assembly x 4m (12.5ft)
PROCO200-80	Complete Cover Assembly x 8m (25ft)
17 PRONC32	Neoprene Cover x 3.2m (10.5ft)
PRONC72	Neoprene Cover x 7.2m (23.6ft)
18 PROJK200	Jointing Repair Kit
19 B5Q24	Water Hose Clamp 9.5mm Bore